




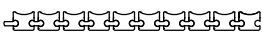




MODELS	ARQUE LINKS	PETITE COURBE LINKS	MOYEN COURBE LINKS	GRANDE COURBE LINKS				
3D PANEL VIEW								
SIDE VIEW								
SET	58"- 2 PIECES 108"- 1 PIECE	58"- 2 PIECES 108"- 1 PIECE	58"- 2 PIECES 108"- 1 PIECE	58"- 2 PIECES 108"- 1 PIECE				
SIZE	15" x 58" x 1-1/4" 15" x 108" x 1-1/4"	15" x 58" x 3/4" 15" x 108" x 3/4"	14" x 58" x 1-3/8" 14" x 108" x 1-3/8"	16-1/2" x 58" x 1-3/8" 16-1/2" x 108" x 1-3/8"				
THICKNESS	1-1/4" (31.75mm)	3/4" (19.05mm)	1-3/8" (34.92mm)	1-3/8" (34.92mm)				
COVERAGE/PANEL	58"-6.04sf. (0.56m2) 108"-11.25sf. (1.04m2)	58"-6.04sf. (0.56m2) 108"-11.25sf. (1.04m2)	58"-5.63sf. (0.52m2) 108"-10.5sf. (0.97m2)	58"-6.64sf. (0.61m2) 108"-12.37sf. (1.14m2)				
COVERAGE/BOX	58"-12.08sf. (1.12m2) 108"-11.25sf. (1.04m2)	58"-12.08sf. (1.12m2) 108"-11.25sf. (1.04m2)	58"-11.26sf. (1.04m2) 108"-10.5sf. (0.97m2)	58"-13.28sf. (1.23m2) 108"-12.37sf. (1.14m2)				
WEIGHT/PANEL OAK	58"-26 Lbs (11.79Kg) 108"-48.4 Lbs (21.95Kg)	58"-14.50 Lbs (6.57Kg) 108"-27 Lbs (12.24Kg)	58"-15.1 Lbs (6.84Kg) 108"-28.1 Lbs (12.74Kg)	58"-21.1 Lbs (9.57Kg) 108"-39.2 Lbs (17.78Kg)				
WEIGHT/PANEL ASH	58"-22.93 Lbs (10.40Kg) 108"-42.7 Lbs (19.36Kg)	58"-12.73 Lbs (5.77Kg) 108"-23.7 Lbs (10.75Kg)	58"-15.0 Lbs (6.80Kg) 108"-27.9 Lbs (12.65Kg)	58"-19.44 Lbs (8.81Kg) 108"-36.2 Lbs (16.42Kg)				
WEIGHT/PANEL POPLAR	58"-19.4 Lbs (8.79Kg) 108"-36.1 Lbs (16.37Kg)	58"-10.31 Lbs (4.67Kg) 108"-19.2 Lbs (8.70Kg)	58"-10.7 Lbs (4.85Kg) 108"-20 Lbs (9.071Kg)	58"-14.5 Lbs (6.57Kg) 108"-27.0 Lbs (12.24Kg)				
WEIGHT/PANEL WALNUT	58"-21.5 Lbs (9.75Kg) 108"-40 Lbs (18.14Kg)	58"-11.09 Lbs (5.03Kg) 108"-22.1 Lbs (10.02Kg)	58"-11.9 Lbs (5.39Kg) 108"-22.1 Lbs (10.02Kg)	58"-18.53 Lbs (8.40Kg) 108"-34.5 Lbs (15.64Kg)				
SPECIES	Oak-Ash -Poplar-Walnut	Oak-Ash -Poplar-Walnut	Oak-Ash -Poplar-Walnut	Oak-Ash -Poplar-Walnut				
GRADE	Character	Character	Character	Character				
INSTALLATION METHODS	Construction Adhesive & Screws	Construction Adhesive & Screws	Construction Adhesive & Screws	Construction Adhesive & Screws				
INSTALLATION DIRECTION	Horizontal,Vertical	Horizontal,Vertical	Horizontal,Vertical	Horizontal,Vertical				
FIRE RESISTANT	Optional "Class A Rating" Fire Retardant	Optional "Class A Rating" Fire Retardant	Optional "Class A Rating" Fire Retardant	Optional "Class A Rating" Fire Retardant				
SURFACED TREATMENT	Smooth	Smooth	Smooth	Smooth				
FINISH/TOP COAT	Ash	Blanc	Ash	Blanc	Ash	Blanc	Ash	Blanc
	Oak	Natural	Oak	Natural	Oak	Natural	Oak	Natural
	Ash	Carbon	Ash	Carbon	Ash	Carbon	Ash	Carbon
	Poplar	Paint Grade	Poplar	Paint Grade	Poplar	Paint Grade	Poplar	Paint Grade
	Raw Walnut		Raw Walnut		Raw Walnut		Raw Walnut	
	Darkened Walnut		Darkened Walnut		Darkened Walnut		Darkened Walnut	
Lacquer		Lacquer		Lacquer		Lacquer		