

DUCHATEAU

DUAG-71

Premium Wood Flooring Adhesive

PRODUCT DESCRIPTION:

Exclusively designed for DUCHATEAU, Atelier Series and American Guild hardwood floors, DUAG-71 Premium Wood Flooring Adhesive is a high-performance one-component moisture cure urethane adhesive with the exclusive technology to prevent hollow spots. DUAG-71 combines superior ridge retention with powerful bond strength and ease of troweling.

FEATURES:

- Superior ridge retention
- Contains no water
- Powerful urethane bond strength
- Outstanding green strength
- Extremely easy to trowel
- Easy to clean
- LEED® Qualified and California Proposition 65 Compliant

TYPICAL APPLICATIONS:

DUAG-71 is ideal for glue-down installations on all grades of all types of engineered, solid or acrylic impregnated wood flooring, bamboo and wood flooring to all subfloors common to wood flooring.

SUBFLOOR PREPARATION :

DUAG-71 can be used over subfloors that meet the National Wood Flooring Association (NWFA) standards: concrete, plywood, OSB, terrazzo, and ceramic. If the type of subfloor that you want to apply DUAG-71 to is not NWFA approved, please contact a DUCHATEAU/American Guild representative for instructions. Ensure that the subfloor is structurally sound, smooth, dry, properly cured, clean and free from dust, dirt, grease, oil, plaster, paint, old adhesive, wax, curing agents, sealers, cutback or other asphaltic-based residue and any other contaminants that could interfere with a good adhesive bond. For application of DUAG-71 over ceramic tiles, it is necessary to grind the tile surfaces and clean thoroughly with an industrial vacuum cleaner.

Before starting the installation, carefully check that the subfloor is flat. Eliminate dips and crowns that exceed 3/16" (4.8 mm) in a 10 feet (3 m) radius by patching or sanding/grinding. Do not use DUAG-71 as a leveling agent. Where needed, use only Portland cement based patching and leveling compound. Always follow DUCHATEAU/American Guild recommendations for subfloor moisture, subfloor levelness, expansion space and acclimation requirements. Repair all cracks in the subfloor greater

than 1/8" (3 mm) before applying DUAG-71. Moisture tests must be performed on all concrete subfloors regardless of grade level or age. Moisture testing must be performed in accordance to ASTM F-1869 - Calcium Chloride Test, or ASTM F-2170 - in situ RH Probe Test. Always refer to DUCHATEAU's/American Guild's installation instructions for subfloor moisture requirements and testing procedures before proceeding with the installation. Do not use if the substrate exceeds the moisture limits.

Concrete Subfloors: Must be cured a minimum of 28 days and pH must be between 7-10. If not, take corrective measures before proceeding. Terrazzo: All polishes and glaze compounds must be completely stripped and surface must be abraded by sanding. After sanding thoroughly vacuum (NO sweeping), to remove all loose dust particles. After vacuuming clean the entire substrate with mineral spirits and allow drying before installing the wood flooring.

Plywood and OSB Type Subfloors: All panels must be APA approved and securely fastened. Eliminate all squeaks and movement with SCREWS (not nails). Sand all high joints. Fill and patch low areas. Refer to wood flooring manufacturer for guidelines of moisture content difference between properly acclimated wood flooring and subflooring materials. (Typically should not exceed 4%).

Radiant Heated Subfloors: DUAG-71 is approved for use on hydronic system radiant heated subfloors, provided the wood flooring is approved over radiant heated subfloors. The system must be fully embedded in concrete. Lightweight or gypsum based topping must be primed for glue down installation. Turn off the heat 48 hours prior to the installation and leave the heat off until 48 hours after the installation is completed.

INSTALLATION:

- 1 Read and understand all Technical Data and Safety Data Sheets prior to installation.
- 2 Follow all requirements provided by DUCHATEAU including those related to wood flooring acclimation, room temperature and humidity levels, environmental controls, expansion space and layout.
- 3 Follow the instructions for "Subfloor Preparation" above.
- 4 Follow the instructions for "Trowel Selection" below and select the appropriate notched trowel for the type of wood you are installing. For proper adhesive bond 90% transfer of adhesive to the flooring is required. Periodically check to insure good transfer is achieved.
- 5 Apply DUAG-71 to the subfloor with recommended trowel and lay the wood floor onto the "wet" adhesive. NOTE: Do not set flooring into adhesive that has a dry skin. The "open time" of the adhesive will vary according to the temperature and humidity level, the higher the temperature and humidity, the shorter the open time.
- 6 It is the sole responsibility of the installer to determine the suitability and compatibility of the adhesive for the user's intended use.

CLEAN UP:

Using an approved adhesive remover, remove any DUAG-71 smudges from the wood floor surface as well as tools and equipment before the adhesive dries. Carefully use a soft cloth while it is still wet to not damage the floor.

TECHNICAL DATA:

Tensile Strength >300psi

Packaging 3.5 gal (13.25 L) pail = 37 lbs. (17 kg)

Flash Point >152°F (>67°C)

Color Brown

VOC < 100 g/L

Acoustical Testing IIC-69dB. STC-66dB. IIC - 50 (No ceiling)

Open Time 65°F-75°F(18°C-24°C) 90minutes Note:Open times will vary with temperature and humidity.

Application Room Temperature Between 65°F (18°C) and 90°F (35°C)

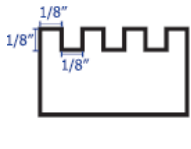
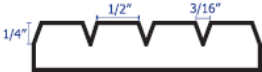
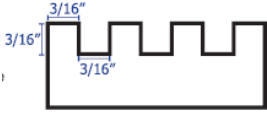

Cure Time Light foot traffic after 8-10 hours Heavy foot traffic after approx. 24 hrs.

Shelf Life One year from date of manufacture; stored at 50-80°F (10-26°C).

TROWEL SELECTION:

The proper notch trowel is very important in achieving satisfactory results with DUAG-71.

Use of an incorrect trowel will void all warranties. NOTE: 1/4" x 1/4" x 1/8" (6.4 mm x 6.4 mm x 3 mm) square notch trowel can be used in place of our recommended trowel for 1/2" (13 mm) or less engineered flooring.

Wood Floor	5/16" Fingerblock Parquet	Engineered Plank or Bamboo 1/2" or Less and Less than 7" wide	Engineered Plank or Bamboo thicker than 1/2" or 7" or wider	Solid Wood Plank, Shorts or Plywood
Recommended Trowel	Square Notch 	V-Notch 	Square Notch 	Square Notch 
Coverage	55-65 sq. ft/ U.S. gal	60-70 sq. ft/U.S. gal	35-45 sp. Ft/U.S. gal	25-30 sq. ft/U.S. gal

WARRANTY:

DUCHATEAU offers a limited warranty for this product when used in accordance with printed specifications. A copy of the limited warranty can be obtained by contacting customer service directly (phone numbers provided below).